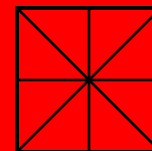


Chapman University

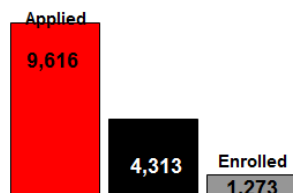
Orange, California 92866



Information Guide 2011 - 2012

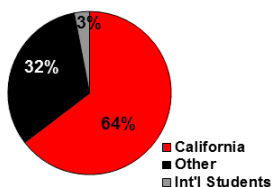
University Profile

Fall 2011 Freshman Class Characteristics

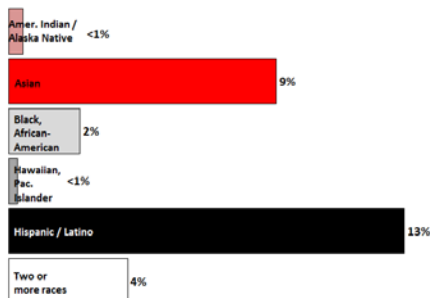


Average SAT/ACT _____ 1209/27
 75th percentile SAT/ACT _____ 1310/29

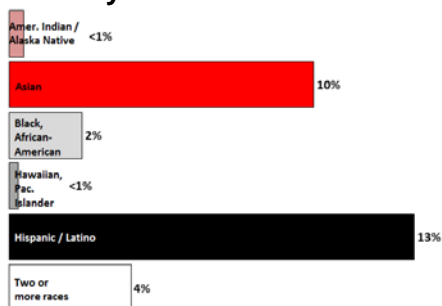
Geographic Origin



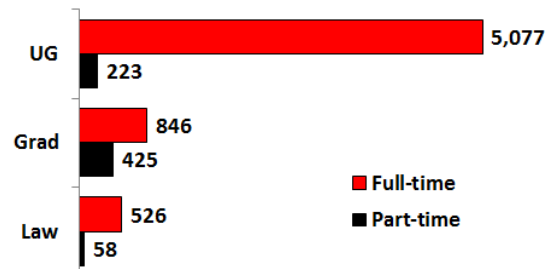
Diversity of Fall '11 Undergrads



Diversity of Entire Fall '11 Full-time Student Body



Fall 2011 Headcount Enrollment



First-time Freshmen Retained to 2nd Year

Fall 2010 Full-time Cohort _____ 91%

Graduation Rates (2002 Frosh Cohort)

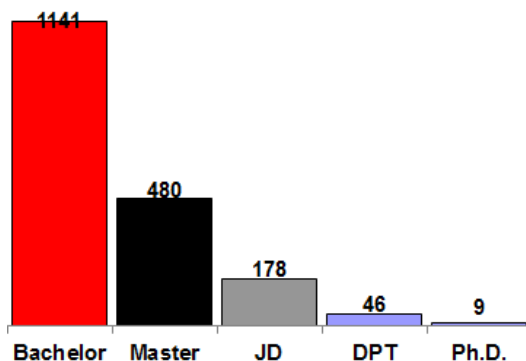
	4-Yr	6-Yr	8-Yr
Overall	49%	67%	69%
Men	45%	65%	67%
Women	51%	69%	70%
Nonresident Alien	24%	48%	48%
Black, non-Hispanic	33%	56%	56%
Amer Ind/Alaska Ntv	50%	100%	100%
Asian/Pac. Islander	55%	74%	74%
Latino/Hispanic	34%	61%	61%
White, non-Hispanic	52%	69%	71%
Race/Ethnic Unknown	45%	66%	68%
Students Awarded Pell Grant	37%	53%	53%
Students Awarded Subsidized Federal Loan (but not Pell)	53%	71%	72%
Students Awarded Neither Pell Nor Federal Sub Loan	50%	66%	67%

Faculty Information

Student Faculty Ratio _____ 14:1
 Full-time Faculty _____ 379
 Part-time Faculty _____ 369

Recent Graduates

Degrees Awarded (Class of 2010-11)



Degrees in Key Areas (2010-11)

Business Administration (BS)	_____	237
Communication Studies (BA)	_____	99
English (BA, MA)	_____	42
Film Production (BFA, MFA)	_____	143
Law (JD, LL.M)	_____	220
Physical Therapy (DPT)	_____	38
Psychology (BA, MA)	_____	99

Characteristics of Degree Recipients

	<u>UG</u>	<u>Master</u>	<u>Doctoral</u>
Men	38%	46%	47%
Women	62%	54%	53%
Nonresident Alien	6%	12%	2%
Hispanic/Latino	11%	11%	3%
Amer Ind/Alaska Ntv	<1%	<1%	1%
Asian	8%	11%	13%
Black or Afr. Amer.	2%	2%	<1%
Nat. Hawaiian/Pac. Is.	<1%	<1%	0%
White, non-Hispanic	65%	53%	60%
Two or more races	1%	1%	1%
Race/Ethnic Unknown	6%	9%	20%
Students Awarded Pell Grant	17%	N/A	N/A
Students Awarded Subsidized Federal Loan (but not Pell)	41%	N/A	N/A
Students Awarded Neither Pell Nor Federal Sub Loan	42%	N/A	N/A

% of 2009-10 UG Degree Recipients Pursuing Post-Graduate Education as of Fall 2010:

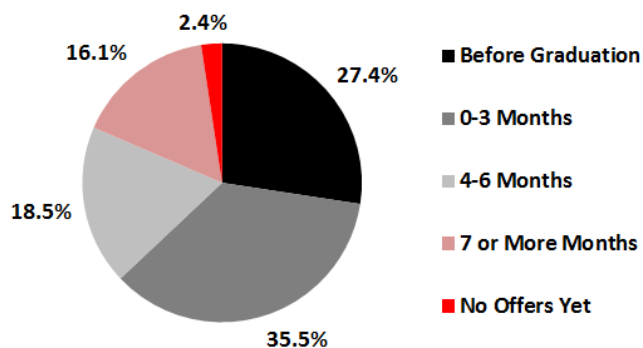
16.5%

Sampling of Institutions at Which They Were Found to be Enrolled:

Claremont Graduate University
 Harvard University
 Manhattan School of Music
 New York University
 Pepperdine University
 University of California (Irvine)
 University of California (Los Angeles)
 University of California (San Francisco)
 University of California (Santa Barbara)
 University of Southern California

Source: National Student Clearinghouse

Time Elapsed From Graduation to Acceptance of Full-time Employment (2009-10 Undergraduate Degree Recipients)



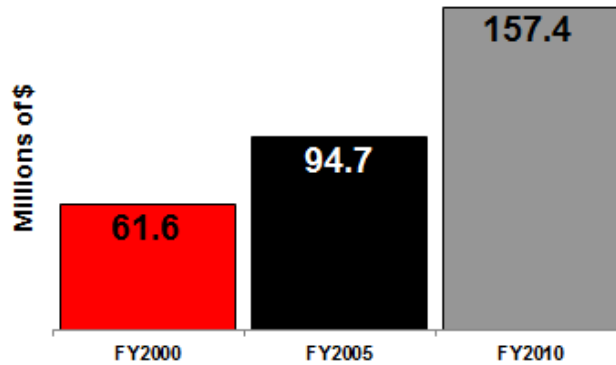
Sampling of Employers:

A.T. Kearney
 Barney & Barney
 Colorado State Auditor's Office
 Disney Interactive Media Group
 DreamWorks Animation
 Engel & Volkers
 Firefly Entertainment
 ID Media
 International Creative Management
 JP Morgan Chase
 Lincoln Financial Advisors
 Metlife Investors
 Netflix
 Nickelodeon Animation Studios
 School Districts Across California
 Southern California Edison
 Universal McCann
 Universal Studios
 Vizio, Inc.

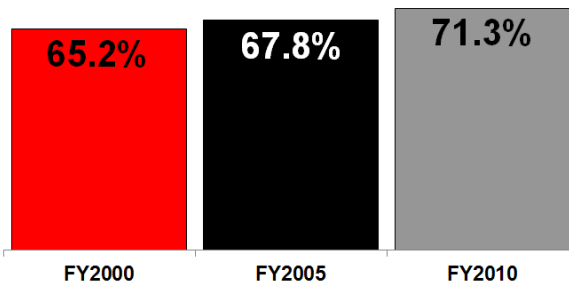
Source: 2009-10 Alumni Survey

Financial Information

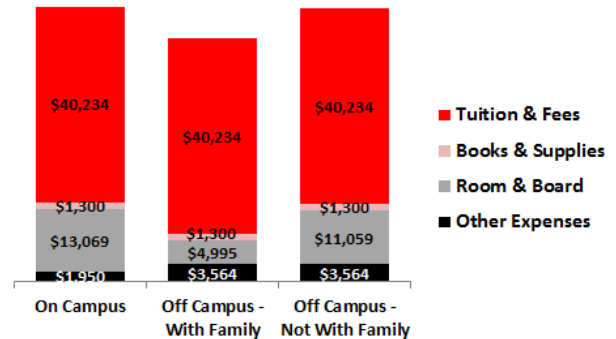
Educational Expenditures



Instruction and Academic Support Expenses as Percent of Total Educational Expenses



Estimated Costs of Attendance (2011-12 Undergraduates)



Fall 2010 Full-Time First-Time Freshmen Awarded Financial Aid by Type:

Any Grant	80%
Federal Grants	18%
Pell Grants	18%
Other Fed Grants	17%
State/Local Grants	11%
Institutional Grants	80%
Any Loans	75%
Federal Loans	75%
Other Loans	4%
Average grant amount	\$23,339
Average loan amount	\$6,500

Total Annual Grant Aid Awarded to all Undergraduate Students:

\$81,011,674

Total Undergraduate Students Awarded Pell Grant: 21%



About Chapman

Located in the city of Orange, Chapman is one of the oldest, most prestigious private universities in California and is the largest independent university in Orange County. Founded in 1861, Chapman University is recognized for its liberal arts core, distinguished faculty, innovative programs, and personalized attention to students. The mission of Chapman University is to provide a personalized education of distinction that leads to inquiring, ethical and productive lives as global citizens.